

Scaled data based on original data using
LM-79-08 Approved Method: Electrical and Photometric Measurements of Solid-
State Lighting Products

Test Report Prepared for
Cooper Lighting Solutions
(formerly Eaton)

Brand: LUMARK

Report Number: P960307

Luminaire Tested: **NAV-SB1C-730-U-AFL**

Issue Date: 1/21/2025

Test Information

Test Method: LM-79-08
Report Number: P960307
TEST IS SCALED FROM IESNA LM-79-08 TEST DATA (G2-2411-289-14)
Test Lab: INNOVATION CENTER
Issue Date: 1/21/2025
Manufacturer: COOPER LIGHTING SOLUTIONS (FORMERLY EATON)
Product Line: LUMARK
Catalog Number: NAV-SB1C-730-U-AFL
Description: NAVION ROADWAY AND AREA HIGH DENSITY LED LUMINAIRE
(1) 70 CRI, 3000K, 615mA LIGHTSQUARE WITH 26 LEDS AND AUTOMOTIVE
FRONTLINE OPTICS
Light Source: -
Ballast/Driver: -

Summary

Lumens per Lamp: N/A
Luminaire Lumens: 7809.5 lumens
Efficiency: N/A
Efficacy: 143.6 lumens/watt
Luminous Opening: Rectangular (W 0.5' x L: 0.5' x H: 0')
IES Classification: Type II - Short
BUG Rating: B1 - U0 - G1

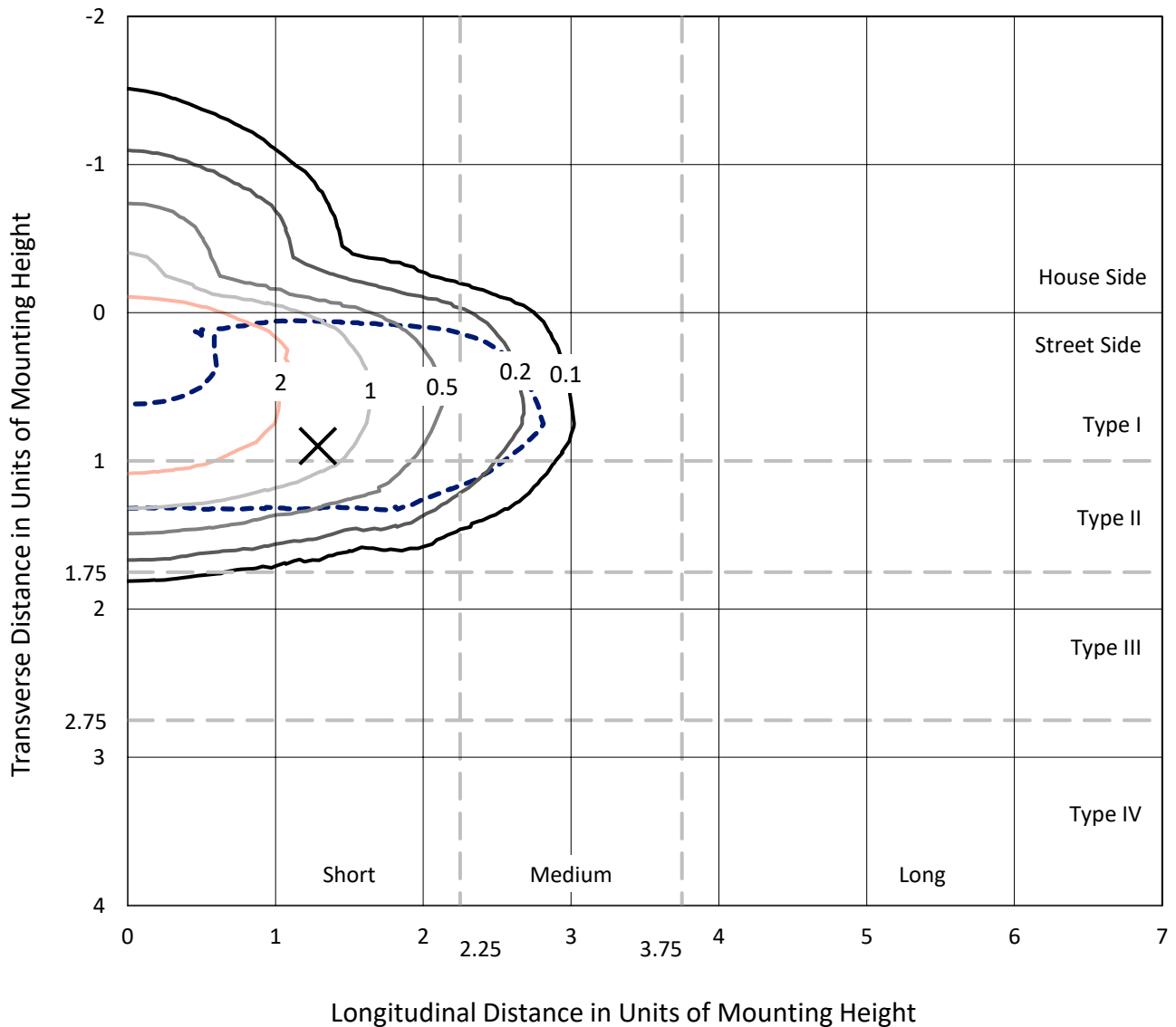
Input Watts (W): 54.4
Input Voltage (V): NR
Input Current (Ain): NR
Voltage Rise (V): NR
Power Factor: NR
Total Harmonic Distortion (THDi): NR
Frequency (hertz): 60
Stabilization Time: NR
Operation Time: NR
Ambient Temperature (°C): NR
Test Distance: 24 FT



REPORT NUMBER: P960307
 CATALOG NUMBER: NAV-SB1C-730-U-AFL

Iso-Footcandle Lines of Horizontal Illumination

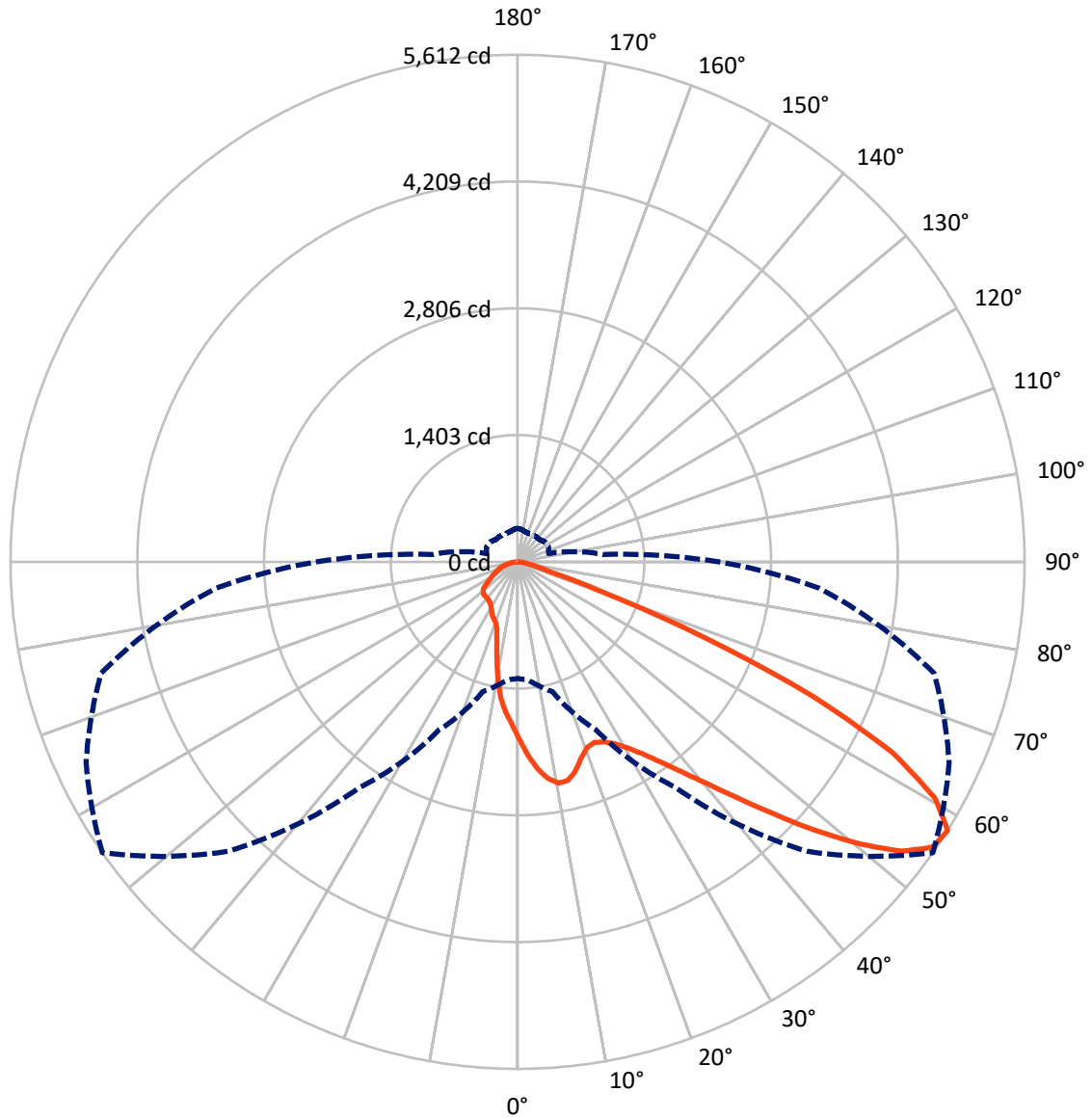
✕ Max cd
 - - - 1/2 Max cd



Based on 25 foot mounting height. Maximum calculated value = 3.8 fc
 Type II - Short - N/A

REPORT NUMBER: P960307
CATALOG NUMBER: NAV-SB1C-730-U-AFL

Luminous Intensity Polar Plot



— Vertical Plane Through 55-Deg Lateral - - - Horizontal Cone Through 57.5-Deg Vertical

REPORT NUMBER: P960307
 CATALOG NUMBER: NAV-SB1C-730-U-AFL

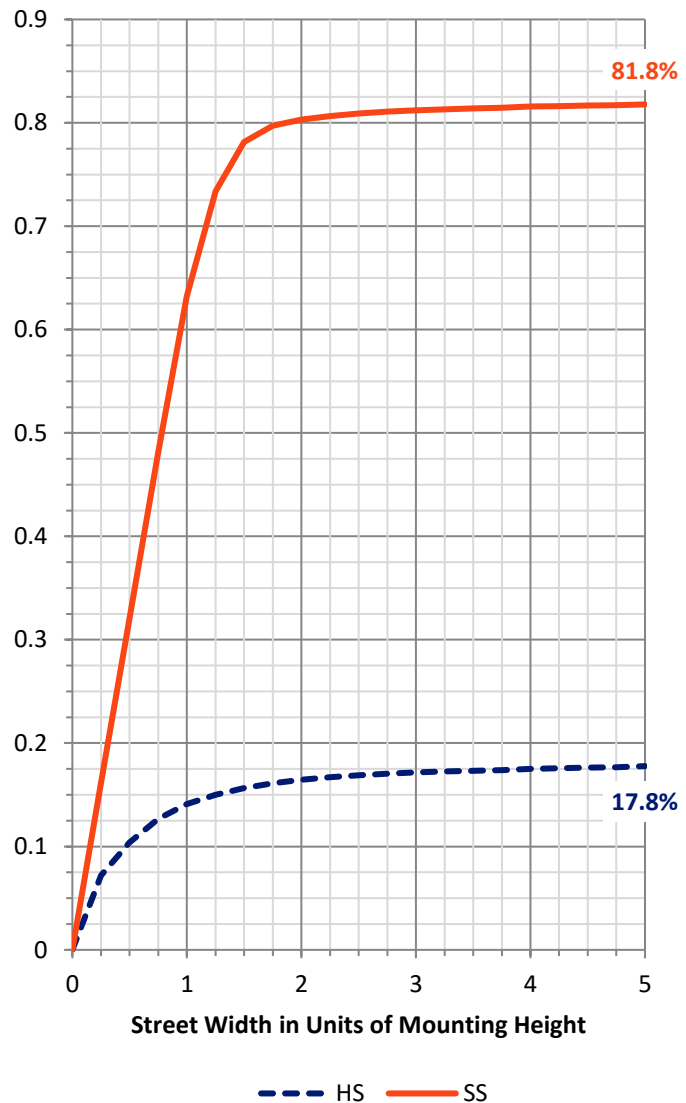
FLUX DISTRIBUTION:

		Downward	Upward	Total
House Side	Lumens	1413.1	0.0	1413.1
	% Fixture	18.1	0.0	18.1
Street Side	Lumens	6396.4	0.0	6396.4
	% Fixture	81.9	0.0	81.9
Total	Lumens	7809.5	0.0	7809.5
	% Fixture	100.0	0.0	100.0

ZONAL LUMENS:

Zone	Lumens	% Fixture
0°-10°	181.6	2.3
10°-20°	458.3	5.9
20°-30°	731.3	9.4
30°-40°	1157.9	14.8
40°-50°	1772.3	22.7
50°-60°	1898.3	24.3
60°-70°	1194.2	15.3
70°-80°	353.2	4.5
80°-90°	62.4	0.8
90°-100°	0.0	0.0
100°-110°	0.0	0.0
110°-120°	0.0	0.0
120°-130°	0.0	0.0
130°-140°	0.0	0.0
140°-150°	0.0	0.0
150°-160°	0.0	0.0
160°-170°	0.0	0.0
170°-180°	0.0	0.0
0°-90°	7809.5	100.0
0°-180°	7809.5	100.0

Coefficient of Utilization



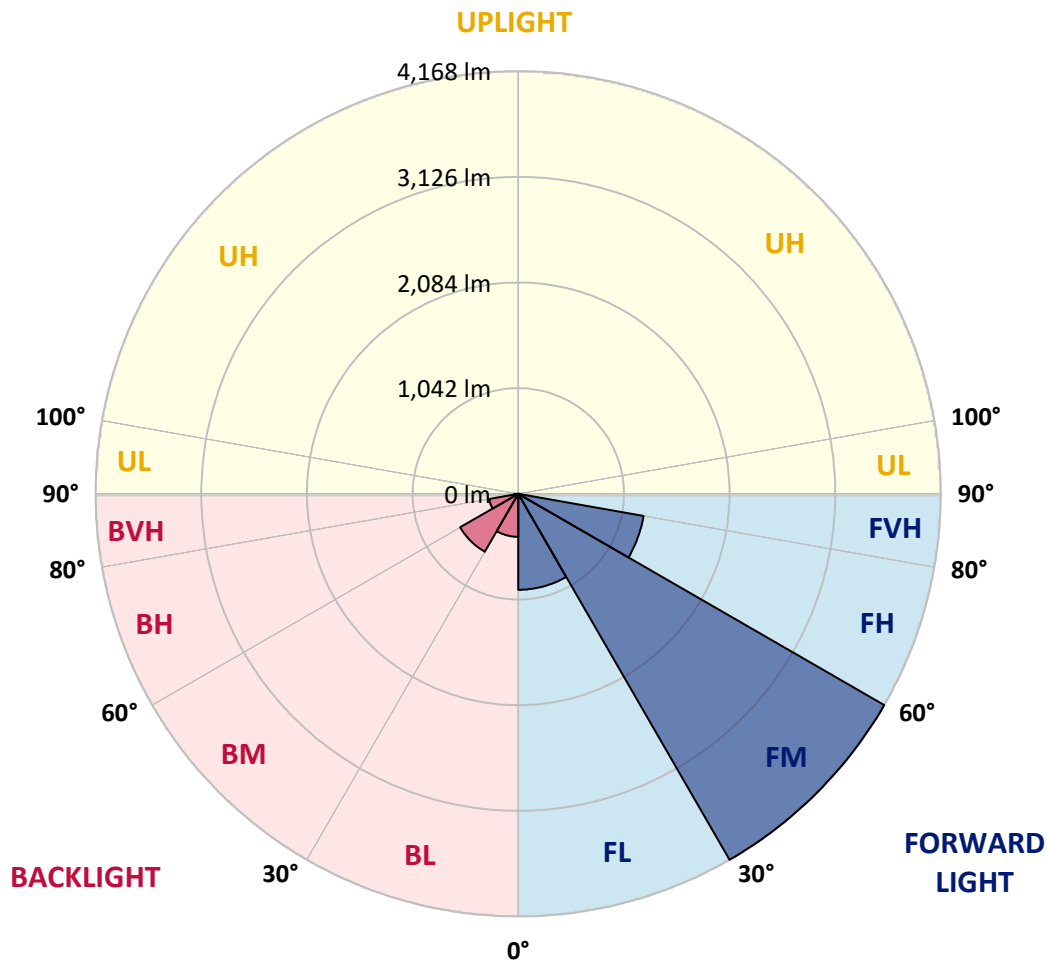
REPORT NUMBER: P960307
 CATALOG NUMBER: NAV-SB1C-730-U-AFL

LUMINAIRE CLASSIFICATION SYSTEM LUMEN TABLE AND BUG RATING:

Zone	Lumens	% Fixture	Zone Rating/Lumen Limit		
			B	U	G
FL (0°-30°)	946.5	12.1			
FM (30°-60°)	4168.0	53.4			
FH (60°-80°)	1255.5	16.1			G1/1800
FVH (80°-90°)	26.4	0.3			G1/100
BL (0°-30°)	424.7	5.4	B1/500		
BM (30°-60°)	660.5	8.5	B1/1000		
BH (60°-80°)	291.8	3.7	B1/500		G1/500
BVH (80°-90°)	36.1	0.5			G1/100
UL (90°-100°)	0.0	0.0		U0/0	
UH (100°-180°)	0.0	0.0		U0/0	

BUG Rating: B1-U0-G1

Type II Short



REPORT NUMBER: P960307
 CATALOG NUMBER: NAV-SB1C-730-U-AFL

CANDELA DISTRIBUTION (FULL):

	0°	5°	15°	25°	35°	45°	55°	65°	75°	85°	90°
0°	1956.8	1956.8	1956.8	1956.8	1956.8	1956.8	1956.8	1956.8	1956.8	1956.8	1956.8
2.5°	2245.1	2243.4	2252.3	2222.0	2201.5	2173.6	2136.8	2090.1	2039.5	1986.2	1963.3
5°	2447.3	2433.1	2442.5	2419.8	2397.3	2355.2	2300.7	2224.5	2131.2	2025.0	1968.5
7.5°	2415.4	2405.8	2429.6	2449.8	2466.7	2461.4	2421.5	2341.5	2221.3	2067.0	1985.0
10°	2158.2	2147.4	2180.9	2250.7	2353.3	2442.5	2491.0	2441.2	2313.3	2113.0	2001.2
12.5°	1931.4	1926.1	1948.3	2004.8	2118.7	2289.8	2482.0	2528.5	2409.0	2167.6	2023.0
15°	1834.4	1828.0	1842.1	1870.8	1943.5	2103.0	2401.3	2588.2	2503.0	2230.5	2057.7
17.5°	1813.1	1805.8	1811.9	1826.8	1873.6	1995.2	2279.4	2617.6	2601.1	2300.7	2086.8
20°	1852.7	1846.5	1847.4	1846.5	1879.3	1975.8	2194.6	2606.4	2686.7	2365.4	2115.1
22.5°	1948.3	1938.3	1938.7	1917.3	1935.0	2009.7	2172.4	2576.1	2763.0	2421.9	2136.4
25°	2104.1	2086.0	2089.7	2035.1	2030.3	2085.6	2207.1	2552.7	2838.9	2467.1	2140.5
27.5°	2317.3	2296.7	2285.9	2204.7	2165.9	2193.4	2277.8	2560.8	2910.8	2506.2	2130.4
30°	2583.7	2558.7	2536.6	2421.5	2351.2	2341.1	2387.5	2614.1	2995.6	2547.4	2113.0
32.5°	2910.4	2881.3	2840.9	2688.4	2589.5	2536.6	2529.7	2708.9	3094.9	2599.9	2104.1
35°	3299.2	3261.2	3203.8	3006.4	2881.3	2773.1	2717.0	2845.8	3230.9	2679.0	2114.3
37.5°	3699.6	3656.8	3604.3	3369.4	3215.6	3056.1	2945.5	3031.4	3412.2	2786.5	2140.9
40°	4069.0	4021.0	3972.2	3763.0	3597.9	3405.8	3225.3	3266.5	3633.8	2914.8	2186.1
42.5°	4287.1	4251.5	4232.9	4119.9	3992.4	3797.3	3573.3	3545.0	3882.9	3062.6	2237.8
45°	4277.3	4262.8	4320.2	4367.0	4336.7	4228.5	3981.0	3853.1	4132.8	3190.5	2285.4
47.5°	4048.9	4058.5	4186.5	4449.7	4565.6	4622.1	4445.3	4155.5	4350.0	3286.3	2306.9
50°	3427.1	3435.2	3731.5	4299.2	4624.5	4943.1	4906.0	4450.5	4518.4	3344.8	2301.9
52.5°	2935.0	2940.2	3067.4	3852.7	4429.9	5104.6	5321.0	4728.7	4641.5	3360.9	2274.9
55°	2210.7	2228.9	2371.4	3022.6	3923.7	4976.6	5573.6	5015.3	4719.4	3362.5	2246.7
57.5°	1291.5	1311.3	1487.3	2051.6	3049.7	4530.5	5612.0	5269.6	4772.3	3349.6	2229.7
60°	632.6	641.1	717.8	1078.3	1880.5	3670.9	5303.6	5392.8	4801.8	3342.7	2228.9
62.5°	426.3	425.1	428.3	532.1	926.5	2358.5	4660.9	5177.3	4786.0	3316.5	2220.9
65°	366.5	362.1	350.0	373.4	480.0	1078.7	3601.1	4533.7	4666.1	3250.7	2165.5
67.5°	316.9	317.3	317.8	310.5	342.8	497.7	2200.7	3571.2	4235.8	2939.1	1952.3
70°	262.4	266.1	267.6	267.6	279.4	326.6	939.4	2447.7	3341.1	2304.4	1572.5
72.5°	239.0	231.3	232.2	228.1	228.1	248.7	378.3	1387.5	2104.9	1296.3	959.6
75°	195.0	199.9	200.7	197.8	188.5	189.7	224.5	582.2	900.7	537.7	474.4
77.5°	168.3	168.3	169.9	167.9	160.7	142.1	149.8	225.7	306.4	220.5	237.0
80°	135.2	134.9	141.7	145.8	134.5	105.0	95.6	124.7	136.0	96.9	123.1
82.5°	65.8	69.8	97.3	111.0	102.1	75.8	58.5	77.5	72.7	42.7	55.4
85°	38.3	36.3	43.6	61.8	58.5	42.0	28.3	40.4	37.9	21.8	22.2
87.5°	12.1	11.3	8.9	21.0	16.9	11.7	7.7	11.7	10.5	4.8	4.8
90°	0.0	0.0	0.0	0.0	0.0	0.0	0.0	0.0	0.0	0.0	0.0

REPORT NUMBER: P960307
 CATALOG NUMBER: NAV-SB1C-730-U-AFL

CANDELA DISTRIBUTION (continued):

	95°	105°	115°	125°	135°	145°	155°	165°	175°	180°
0°	1956.8	1956.8	1956.8	1956.8	1956.8	1956.8	1956.8	1956.8	1956.8	1956.8
2.5°	1934.6	1886.9	1839.8	1796.5	1770.3	1753.4	1736.4	1717.4	1710.1	1699.2
5°	1915.2	1823.2	1741.2	1670.5	1606.4	1555.9	1505.0	1463.9	1445.2	1457.9
7.5°	1903.9	1770.7	1644.3	1514.7	1390.0	1290.3	1203.5	1142.5	1115.1	1122.0
10°	1893.8	1711.3	1518.7	1314.0	1134.9	1011.3	922.5	876.1	858.7	862.3
12.5°	1884.6	1644.7	1367.4	1098.1	907.5	826.0	800.5	800.9	804.2	806.6
15°	1882.9	1564.4	1198.2	909.2	784.8	779.6	807.0	824.4	833.6	836.5
17.5°	1880.5	1468.3	1025.8	780.3	754.9	790.5	815.9	827.2	834.5	834.9
20°	1870.8	1346.3	866.7	719.0	748.5	779.2	794.9	803.8	809.9	811.9
22.5°	1840.9	1210.7	742.8	691.6	722.6	747.2	765.9	775.9	779.6	782.0
25°	1787.2	1058.9	657.2	665.3	686.7	717.8	732.8	734.7	733.6	737.2
27.5°	1717.0	896.3	603.9	629.8	657.2	683.9	692.0	690.7	688.3	692.4
30°	1632.2	750.1	570.0	589.8	627.4	651.6	658.9	656.0	651.2	655.6
32.5°	1542.6	630.6	542.2	562.0	602.7	626.6	633.9	631.0	627.4	631.0
35°	1459.0	547.0	516.4	543.4	583.3	606.8	616.0	616.4	616.4	620.9
37.5°	1382.3	498.2	495.0	531.7	570.0	591.0	604.3	605.2	587.8	589.1
40°	1311.3	477.5	485.2	524.0	557.1	577.3	578.1	532.9	501.0	500.2
42.5°	1253.2	473.6	488.1	523.3	547.9	548.7	491.7	456.6	447.7	448.1
45°	1198.6	472.3	494.6	523.3	534.1	474.0	435.6	426.3	427.1	430.4
47.5°	1137.6	467.5	495.8	516.0	494.6	421.5	410.2	406.1	404.6	405.3
50°	1071.0	450.2	480.4	501.4	426.7	398.8	384.8	383.6	385.5	386.7
52.5°	1000.8	421.9	454.2	475.2	395.6	379.0	363.4	366.1	375.0	377.9
55°	954.8	388.8	419.4	422.7	373.8	360.5	347.2	353.6	370.2	375.5
57.5°	942.7	353.6	379.9	376.3	345.9	344.4	336.3	341.9	363.0	370.6
60°	939.0	322.2	341.1	338.4	319.0	326.6	324.6	327.4	334.7	337.1
62.5°	910.8	297.1	306.4	302.4	294.7	308.0	312.8	306.8	312.5	315.3
65°	839.0	277.0	272.5	269.7	273.0	285.1	294.7	282.6	287.8	295.9
67.5°	720.3	249.5	237.4	240.6	250.7	257.2	269.7	255.9	260.3	274.1
70°	582.6	214.7	203.9	213.2	222.8	236.2	238.2	228.9	239.4	254.7
72.5°	412.2	179.7	172.0	191.0	194.2	211.6	207.2	202.6	217.2	222.4
75°	285.9	144.9	140.5	155.0	166.8	181.6	178.5	183.7	214.3	216.8
77.5°	180.9	112.6	109.8	119.1	135.2	151.8	157.0	216.8	366.1	380.7
80°	105.0	83.9	80.8	88.0	102.1	117.5	151.4	266.1	241.4	238.6
82.5°	58.5	57.7	53.7	55.8	68.3	84.8	213.9	187.4	152.2	157.0
85°	27.5	33.9	29.1	27.9	38.3	99.3	142.9	107.0	71.0	69.4
87.5°	7.3	6.5	6.5	7.3	16.2	85.6	56.9	45.6	27.1	26.2
90°	0.0	0.0	0.0	0.0	0.0	0.0	0.0	0.0	0.0	0.0

(END OF REPORT)